

## 10 Things to Remember while Hiking with Your Dog



1. You are responsible for your dog at all times.
2. Be aware of trail conditions before you hike.
3. Always keep your dog on a leash while hiking.
4. Stay on the designated trail at all times.
5. In the event of altercations between dogs, beware of getting involved. This could result in serious personal injury.
6. Bring plenty of water. Do not let your dog drink from streams or standing bodies of water that may be contaminated with leptospirosis.
7. Clean up after your pet. Never leave waste or litter of any kind on the trail.
8. Remove seeds and vegetation from yourself and your dog before and after each hike to prevent the spread of invasive species.
9. Read all signs to know if dogs are allowed and if that area is designated for hunting.
10. Report any trail incidents at [hawaii Trails.hawaii.gov](http://hawaii Trails.hawaii.gov)



## State of Hawai'i Department of Land & Natural Resources Division of Forestry and Wildlife Na Ala Hele Trails & Access Program

Hawai'i Island  
19 East Kawili Street  
Hilo, HI 96720  
T: 808.974.4221  
F: 808.974.4226

MauI/ Moloka'i/ Lana'i  
54 South High Street, Room 101  
Wailuku, HI 96793  
T: 808.984.8100  
F: 808.873.3505

O'ahu  
2135 Makiki Heights Drive  
Honolulu, HI 96822  
T: 808.973.9778  
F: 808.973.9781

Kaua'i  
3060 Eiwa Street, Room 306  
Lihue, HI 96766-1875  
T: 808.274.3433  
F: 808.274.3438

[hawaii Trails.hawaii.gov](http://hawaii Trails.hawaii.gov)



Check out the QR code to make a trail report!

Special thanks to the HCR 60 working group for recognizing a public need for the information in this pamphlet.

## 10 Things to Remember while Hiking with Your Dog



1. You are responsible for your dog at all times.
2. Be aware of trail conditions before you hike.
3. Always keep your dog on a leash while hiking.
4. Stay on the designated trail at all times.
5. In the event of altercations between dogs, beware of getting involved. This could result in serious personal injury.
6. Bring plenty of water. Do not let your dog drink from streams or standing bodies of water that may be contaminated with leptospirosis.
7. Clean up after your pet. Never leave waste or litter of any kind on the trail.
8. Remove seeds and vegetation from yourself and your dog before and after each hike to prevent the spread of invasive species.
9. Read all signs to know if dogs are allowed and if that area is designated for hunting.
10. Report any trail incidents at [hawaii Trails.hawaii.gov](http://hawaii Trails.hawaii.gov)



## State of Hawai'i Department of Land & Natural Resources Division of Forestry and Wildlife Na Ala Hele Trails & Access Program

Hawai'i Island  
19 East Kawili Street  
Hilo, HI 96720  
T: 808.974.4221  
F: 808.974.4226

MauI/ Moloka'i/ Lana'i  
54 South High Street, Room 101  
Wailuku, HI 96793  
T: 808.984.8100  
F: 808.873.3505

O'ahu  
2135 Makiki Heights Drive  
Honolulu, HI 96822  
T: 808.973.9778  
F: 808.973.9781

Kaua'i  
3060 Eiwa Street, Room 306  
Lihue, HI 96766-1875  
T: 808.274.3433  
F: 808.274.3438

[hawaii Trails.hawaii.gov](http://hawaii Trails.hawaii.gov)




Check out the QR code to make a trail report!

Special thanks to the HCR 60 working group for recognizing a public need for the information in this pamphlet.


## Hiking Safely With Your Dog IN HAWAII!



Information and tips to enhance trail enjoyment and safety for you and your pet




## Hiking Safely With Your Dog IN HAWAII!



Information and tips to enhance trail enjoyment and safety for you and your pet








**HIKING WITH YOUR DOG** in Hawai'i can be a wonderful experience. Access to State Forest Reserves provides the public with opportunities to hike in some of the island's most beautiful natural areas. However, it is important to remember that these areas are highly sensitive to recreational activities. Leash laws and other regulations have been implemented in State Forest Reserves to protect the environment, as well as to protect you and your dog from any hazards you may encounter. When hiking with your dog, it is imperative to know, understand, and abide by the regulations of the area. This brochure will guide you in planning a safe hike for you and your dog, reducing the likelihood of incidents on the trail.

**NA ALA HELE (NAH)** is the State of Hawai'i Trails and Access Program. NAH was initially created in response to public concern regarding the increasing loss of access to trails and the threat to historic trails from development pressures. Currently, NAH is increasingly engaged in multiple use and trail management issues, such as regulating commercial use, conducting trail improvements, resource management, improving user safety, disseminating trail-related information, and determining the current ownership of historic trails in efforts to protect these routes for potential use by future generations.



**HAWAIIITRAILS.HAWAII.GOV**



**HIKING WITH YOUR DOG** in Hawai'i can be a wonderful experience. Access to State Forest Reserves provides the public with opportunities to hike in some of the island's most beautiful natural areas. However, it is important to remember that these areas are highly sensitive to recreational activities. Leash laws and other regulations have been implemented in State Forest Reserves to protect the environment, as well as to protect you and your dog from any hazards you may encounter. When hiking with your dog, it is imperative to know, understand, and abide by the regulations of the area. This brochure will guide you in planning a safe hike for you and your dog, reducing the likelihood of incidents on the trail.

**NA ALA HELE (NAH)** is the State of Hawai'i Trails and Access Program. NAH was initially created in response to public concern regarding the increasing loss of access to trails and the threat to historic trails from development pressures. Currently, NAH is increasingly engaged in multiple use and trail management issues, such as regulating commercial use, conducting trail improvements, resource management, improving user safety, disseminating trail-related information, and determining the current ownership of historic trails in efforts to protect these routes for potential use by future generations.



**HAWAIIITRAILS.HAWAII.GOV**

## FREQUENTLY ASKED QUESTIONS

When am I required to keep my dog on a leash? Hawai'i State Law requires dogs to be leashed at all times while on the hiking trail. (Sec. 13-130-30)

Why must I keep my dog leashed? To be courteous to other trail users. Not all people are comfortable with dogs, even if your dog is friendly. Many trails are frequented by families with small children, who can easily become frightened or overpowered by a well-meaning pooch.



To respect the wildlife. Hawai'i is home to rare and endangered species that are extremely sensitive to disturbance. Your dog's curiosity can upset and displace native birds and other wildlife. Keeping your dog on a leash improves the chances of these species' existence.

To protect vegetation. Dogs are not aware of the unique and fragile plants surrounding many of Hawai'i's trails. They can easily go off-trail, damaging rare or endangered native plants, and spreading invasive species from one area to another.




For your dog's safety. While hiking on trails, your dog may encounter natural hazards. Steep cliffs, falling rocks and stream crossings can present dangerous situations for an unleashed dog. By keeping your dog on a leash, you have more control of potentially negative situations if one should arise.

There are other dogs present on trails and every encounter may not be a friendly one.

## FREQUENTLY ASKED QUESTIONS

When am I required to keep my dog on a leash? Hawai'i State Law requires dogs to be leashed at all times while on the hiking trail. (Sec. 13-130-30)

Why must I keep my dog leashed? To be courteous to other trail users. Not all people are comfortable with dogs, even if your dog is friendly. Many trails are frequented by families with small children, who can easily become frightened or overpowered by a well-meaning pooch.



To respect the wildlife. Hawai'i is home to rare and endangered species that are extremely sensitive to disturbance. Your dog's curiosity can upset and displace native birds and other wildlife. Keeping your dog on a leash improves the chances of these species' existence.

To protect vegetation. Dogs are not aware of the unique and fragile plants surrounding many of Hawai'i's trails. They can easily go off-trail, damaging rare or endangered native plants, and spreading invasive species from one area to another.



For your dog's safety. While hiking on trails, your dog may encounter natural hazards. Steep cliffs, falling rocks and stream crossings can present dangerous situations for an unleashed dog. By keeping your dog on a leash, you have more control of potentially negative situations if one should arise.

There are other dogs present on trails and every encounter may not be a friendly one.

Why do I see other dogs off-leash on State trails? Hunting dogs are allowed to be off-leash while engaged in the hunt (Section 13-123-22). Hunters are responsible for their dogs at all times. These dogs may cross onto public trails where they could encounter you and your dog. Hikers that fail to leash their dogs on state trails are breaking the law, and jeopardizing their pet's safety and other trail users' safety.

Why is hunting allowed in Forest Reserves?

Feral pigs are largely to blame for the decline of many native species in Hawaiian forests. Their rooting creates breeding grounds for mosquitoes and dangerous levels of erosion. In addition to damaging delicate Hawaiian ecosystems, these pigs pose a major health hazard to humans and dogs by contaminating Hawai'i's fresh water supply with leptospirosis, an illness caused by bacteria from pig waste. Hunting has been found to help control the feral pig population, while also providing sustenance to many families in Hawai'i.

How do I know if I'm in a hunting area?

Know before you go! Visit [hawaiiitrails.hawaii.gov](http://hawaiiitrails.hawaii.gov)

for information on each trail, including specific trail conditions and hazards. Be sure to read all trail signs. Signs will inform as you enter a controlled or public hunting area, as well as any natural hazards you may encounter on the trail.

**READ THE SIGNS AT THE TRAILHEAD TO KNOW IF YOU ARE ENTERING AN ACTIVE HUNTING AREA.**

**NOTICE**  
HUNTING MAY BE IN PROGRESS ON OR NEAR THIS TRAIL  
HIKERS MUST KEEP THEIR DOGS LEASHED AT ALL TIMES

**NOTICE**  
PIG CONTROL IN PROGRESS  
HUNTERS WILL BE ON TRAILS WEDNESDAYS & SUNDAYS  
Full Moon Hunts Will Be Scheduled  
• Wear Bright Clothing  
• Observe Dog Control Rules While Hunting  
• Stay Off Trails During Full Moon Hunts  
• YOU ARE NOT TO BE PROSECUTED

Controlled hunting areas only allow hunting on Wednesdays and Sundays.

Public hunting areas allow hunting everyday.

Why do I see other dogs off-leash on State trails? Hunting dogs are allowed to be off-leash while engaged in the hunt (Section 13-123-22). Hunters are responsible for their dogs at all times. These dogs may cross onto public trails where they could encounter you and your dog. Hikers that fail to leash their dogs on state trails are breaking the law, and jeopardizing their pet's safety and other trail users' safety.

Why is hunting allowed in Forest Reserves?

Feral pigs are largely to blame for the decline of many native species in Hawaiian forests. Their rooting creates breeding grounds for mosquitoes and dangerous levels of erosion. In addition to damaging delicate Hawaiian ecosystems, these pigs pose a major health hazard to humans and dogs by contaminating Hawai'i's fresh water supply with leptospirosis, an illness caused by bacteria from pig waste. Hunting has been found to help control the feral pig population, while also providing sustenance to many families in Hawai'i.

How do I know if I'm in a hunting area?

Know before you go! Visit [hawaiiitrails.hawaii.gov](http://hawaiiitrails.hawaii.gov)

for information on each trail, including specific trail conditions and hazards. Be sure to read all trail signs. Signs will inform as you enter a controlled or public hunting area, as well as any natural hazards you may encounter on the trail.

**READ THE SIGNS AT THE TRAILHEAD TO KNOW IF YOU ARE ENTERING AN ACTIVE HUNTING AREA.**

**NOTICE**  
HUNTING MAY BE IN PROGRESS ON OR NEAR THIS TRAIL  
HIKERS MUST KEEP THEIR DOGS LEASHED AT ALL TIMES

**NOTICE**  
PIG CONTROL IN PROGRESS  
HUNTERS WILL BE ON TRAILS WEDNESDAYS & SUNDAYS  
Full Moon Hunts Will Be Scheduled  
• Wear Bright Clothing  
• Observe Dog Control Rules While Hunting  
• Stay Off Trails During Full Moon Hunts  
• YOU ARE NOT TO BE PROSECUTED

Controlled hunting areas only allow hunting on Wednesdays and Sundays.

Public hunting areas allow hunting everyday.

Why do I see other dogs off-leash on State trails? Hunting dogs are allowed to be off-leash while engaged in the hunt (Section 13-123-22). Hunters are responsible for their dogs at all times. These dogs may cross onto public trails where they could encounter you and your dog. Hikers that fail to leash their dogs on state trails are breaking the law, and jeopardizing their pet's safety and other trail users' safety.

Why is hunting allowed in Forest Reserves?

Feral pigs are largely to blame for the decline of many native species in Hawaiian forests. Their rooting creates breeding grounds for mosquitoes and dangerous levels of erosion. In addition to damaging delicate Hawaiian ecosystems, these pigs pose a major health hazard to humans and dogs by contaminating Hawai'i's fresh water supply with leptospirosis, an illness caused by bacteria from pig waste. Hunting has been found to help control the feral pig population, while also providing sustenance to many families in Hawai'i.

How do I know if I'm in a hunting area?

Know before you go! Visit [hawaiiitrails.hawaii.gov](http://hawaiiitrails.hawaii.gov)

for information on each trail, including specific trail conditions and hazards. Be sure to read all trail signs. Signs will inform as you enter a controlled or public hunting area, as well as any natural hazards you may encounter on the trail.

**READ THE SIGNS AT THE TRAILHEAD TO KNOW IF YOU ARE ENTERING AN ACTIVE HUNTING AREA.**

**NOTICE**  
HUNTING MAY BE IN PROGRESS ON OR NEAR THIS TRAIL  
HIKERS MUST KEEP THEIR DOGS LEASHED AT ALL TIMES

**NOTICE**  
PIG CONTROL IN PROGRESS  
HUNTERS WILL BE ON TRAILS WEDNESDAYS & SUNDAYS  
Full Moon Hunts Will Be Scheduled  
• Wear Bright Clothing  
• Observe Dog Control Rules While Hunting  
• Stay Off Trails During Full Moon Hunts  
• YOU ARE NOT TO BE PROSECUTED

Controlled hunting areas only allow hunting on Wednesdays and Sundays.

Public hunting areas allow hunting everyday.