











MAUNA LOA ACCESS ROAD



-  NĀ ALA HELE TRAIL
-  NĀ ALA HELE ROAD
-  NATIONAL PARK TRAILS
-  OTHER ROADS
-  WILDERNES RESERVES AND HUNTING AREAS
-  HAWAI'I VOLCANOES NATIONAL PARK
-  PŌHAKULOA MILITARY TRAINING AREA
-  CAVES OPEN TO THE PUBLIC
-  CABIN (PERMIT REQUIRED)
-  SUMMIT

